



Technical description

Armchairs, sofas

Base	Steel tube legs, powder-coated black (RAL 9005), with anti-slip feet
Seat	Panel construction, rigid base, pocket springs, polyurethane foam
Backrest	Panel construction, polyurethane foam
Back cushions (loose)	The filling consists of a blend of silicone fibre and shredded polyurethane foam. The filling is enclosed in a cotton fabric inner layer and finished with an outer layer made of the selected fabric or leather
Accessories	
Armrest, table	Upholstered lower section. Top made of MDF laminated with oak veneer.
Plant stand	Upholstered lower section. Top made of MDF laminated with oak veneer. Inside, three plastic plant pot inserts.

Noti.



Technical description

Table attached to upholstered furniture

Top made of MDF laminated with oak veneer. Steel bracket made of sheet metal, powder-coated.

Mediaport

Mediaport with one power socket and one USB-C charger. Made of plastic with a powder-coated steel housing.

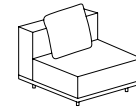
Notes

The backs of armchairs and sofas are designed for use from both sides, allowing backless elements to be placed on the opposite side and arranged as two sofas with back support. Loose back cushions are included as standard with furniture featuring backs; cushions for backless elements are available separately if required. Due to the use of plastic feet, the furniture cannot be connected using linking elements. The added softness of upholstered furniture may lead to the appearance of visible creases on its surfaces. The extent of creasing depends primarily on the type and stiffness of the fabric and does not constitute grounds for warranty or complaint claims.

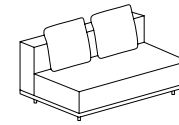
Width × Depth × Height × Seat Height (cm)



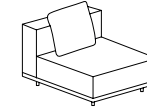
TO/1
78 x 104 x 69 x 42



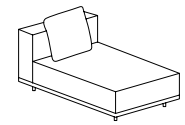
TO/1,5
104 x 104 x 69 x 42



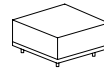
TO/2
182 x 104 x 69 x 42



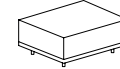
TO/OP
104 x 130 x 69 x 42



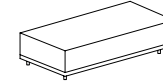
TO/OG
104 x 182 x 69 x 42



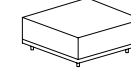
TO/P/1
78 x 78 x 42



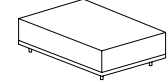
TO/P/1,5
104 x 78 x 42



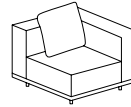
TO/P/2
182 x 78 x 42



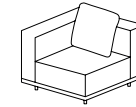
TO/PP
104 x 104 x 42



TO/PG
104 x 156 x 42



TO/NP
104 x 104 x 69 x 42



TO/NL
104 x 104 x 69 x 42



TO/NW
153 x 137 x 69 x 42



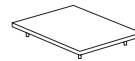
TO/PL/1,5
104 x 78 x 42



TO/PL/2
182 x 78 x 42



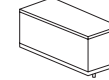
TO/PW
136 x 111 x 42



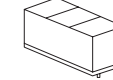
TO/S/N
104 x 78 x 23



TO/PT
45 x 104 x 53



TO/PT/N
45 x 104 x 53



TO/DT
45 x 104 x 53



.../SL, .../SP
35 x 35 x 47



.../ML, .../MP
12 x 8 x 9



TO/A/P
7 x 2 x 6