



Hana

Descriptif technique Fauteuils, canapés
des meubles

Base	Structure en acier composée de profils et de tôles. Peinture par poudrage
Assise	Structure en panneaux avec mousse de polyuréthane découpée. L'élément structurel est un cadre avec des ressorts ondulés. Mousse de polyuréthane et ouate de fibre : mélange de mousse de polyuréthane et de fibre de silicone
Dossier	Construction en panneaux recouverte de mousse de polyuréthane et ouate : combinaison de mousse de polyuréthane et de fibre de silicone
Accoudoirs	Structure en panneaux recouverte de mousse de polyuréthane et ouate de fibre : mélange de mousse de polyuréthane et de fibre de silicone
Panneaux hauts	Structure en cadre, feutre aux propriétés acoustique, mousse de polyuréthane
Finition	Tissu, cuir

Noti.



Descriptif technique Accessoires
des meubles

Porte-manteau	Structure en acier peint par poufrage. Deux éléments en contreplaqué de chêne
Tablette latérale	Réalisée en bois lamellé-collé de chêne, vernie. Fixée à la structure en acier
Accoudoir intérieur bas	Structure en panneaux recouverte de mousse de polyuréthane
Panneau intérieur haut	Structure à cadre, feutre aux propriétés acoustiques, mousse de polyuréthane
Table intérieure	Plateau en lamellé-collé de chêne, verni. Structure en profilé d'acier avec plaques de montage, revêtement époxy
Mediaport	Structure en acier revêtue de poudre noire (RAL 9005), boulonnée sous les sièges. Prises dans la configuration suivante : 1x230V type F, 1xUSB-C, câble de 1,25 m en noir
Informations complémentaires	En raison de l'utilisation de couettes sur les assises et les dossiers, des plis peuvent apparaître sur les tissus/cuirs. Il est possible d'installer le mediaport sous chaque assise, au centre

Noti.

Largeur × Profondeur × Hauteur × Hauteur de l'assise en (cm)



HA/1B
117 x 85 x 80 x 46



HA/1N
96 x 85 x 80 x 46



HA/1N/B2
129 x 85 x 80 x 46



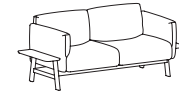
HA/2B
195 x 85 x 80 x 46




HA/2B/PNS
195 x 85 x 80 x 46



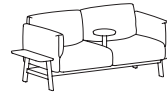
HA/2B/SS
195 x 85 x 80 x 46



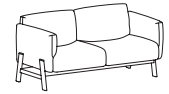
HA/2N/B2
207 x 85 x 80 x 46



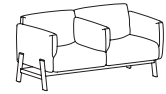
HA/2N/B2/PNS
207 x 85 x 80 x 46



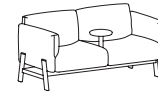
HA/2N/B2/SS
207 x 85 x 80 x 46



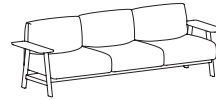
HA/2N
173 x 85 x 80 x 46



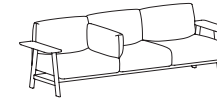
HA/2N/PNS
173 x 85 x 80 x 46



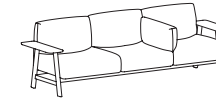
HA/2N/SS
173 x 85 x 80 x 46



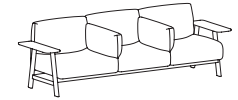
HA/3B
272 x 85 x 80 x 46



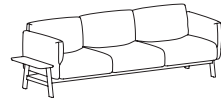
HA/3B/PNL
272 x 85 x 80 x 46



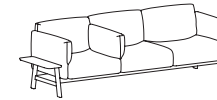
HA/3B/PNP
272 x 85 x 80 x 46



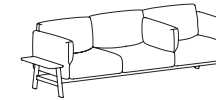
HA/3B/PN2
272 x 85 x 80 x 46



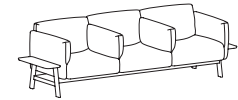
HA/3N/B2
284 x 85 x 80 x 46



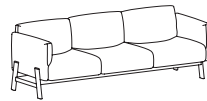
HA/3N/B2/PNL
284 x 85 x 80 x 46



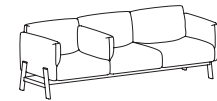
HA/3N/B2/PNP
284 x 85 x 80 x 46



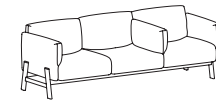
HA/3N/B2/PN2
284 x 85 x 80 x 46



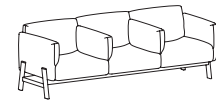
HA/3N
251 x 85 x 80 x 46



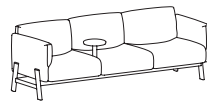
HA/3N/PNL
251 x 85 x 80 x 46



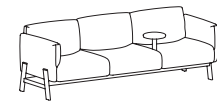
HA/3N/PNP
251 x 85 x 80 x 46



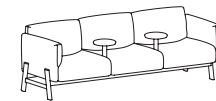
HA/3N/PN2
251 x 85 x 80 x 46



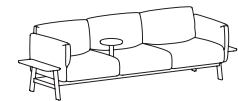
HA/3N/SL
251 x 85 x 80 x 46



HA/3N/SP
251 x 85 x 80 x 46

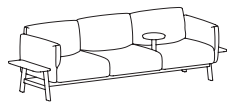


HA/3N/S2
251 x 85 x 80 x 46

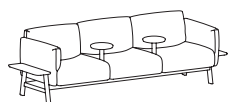


HA/3N/B2/SL
284 x 85 x 80 x 46

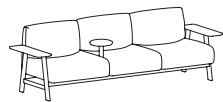
Largeur × Profondeur × Hauteur × Hauteur de l'assise en (cm)



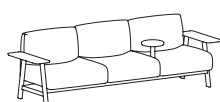
HA/3N/B2/SP
284 x 85 x 80 x 46



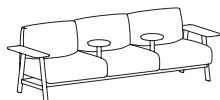
HA/3N/B2/S2
284 x 85 x 80 x 46



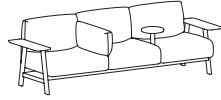
HA/3B/SL
272 x 85 x 80 x 46



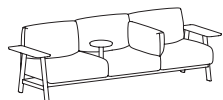
HA/3B/SP
272 x 85 x 80 x 46



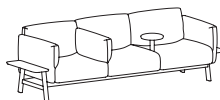
HA/3B/S2
272 x 85 x 80 x 46



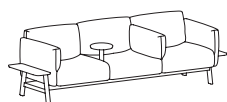
HA/3B/PNL/SP
272 x 85 x 80 x 46



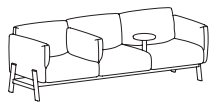
HA/3B/PNP/SL
272 x 85 x 80 x 46



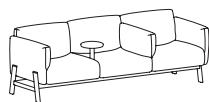
HA/3N/B2/PNL/SP
284 x 85 x 80 x 46



HA/3N/B2/PNP/SL
284 x 85 x 80 x 46



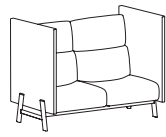
HA/3N/PNL/SP
251 x 85 x 80 x 46



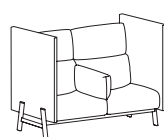
HA/3N/PNP/SL
251 x 85 x 80 x 46



HA/1W
92 x 96 x 125 x 46



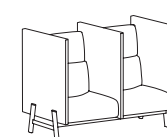
HA/2W
169 x 96 x 125 x 46



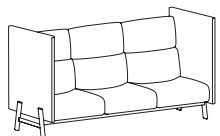
HA/2W/PNS
169 x 96 x 125 x 46



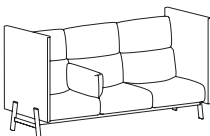
HA/2W/SS
169 x 96 x 125 x 46



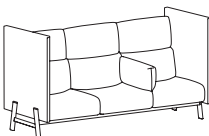
HA/2W/PWS
173 x 96 x 125 x 46



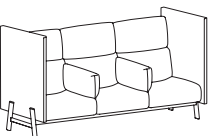
HA/3W
247 x 96 x 125 x 46



HA/3W/PNL
247 x 96 x 125 x 46

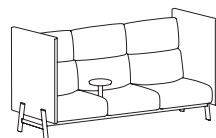


HA/3W/PNP
247 x 96 x 125 x 46



HA/3W/PN2
247 x 96 x 125 x 46

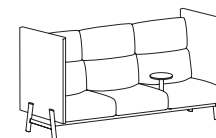
Largeur × Profondeur × Hauteur × Hauteur de l'assise en (cm)



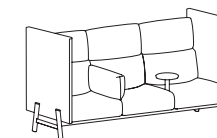
HA/3W/SL
247 x 96 x 125 x 46



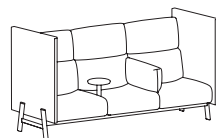
HA/3W/S2
247 x 96 x 125 x 46



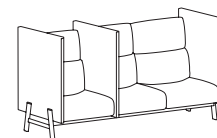
HA/3W/SP
247 x 96 x 125 x 46



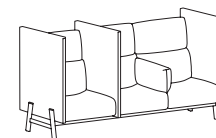
HA/3W/PNL/SP
247 x 96 x 125 x 46



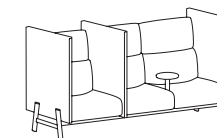
HA/3W/PNP/SL
247 x 96 x 125 x 46



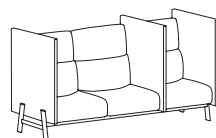
HA/3W/PWL
251 x 96 x 125 x 46



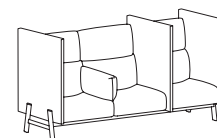
HA/3W/PWL/PNP
251 x 96 x 125 x 46




HA/3W/PWL/SP
251 x 96 x 125 x 46



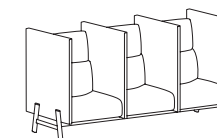
HA/3W/PWP
251 x 96 x 125 x 46



HA/3W/PWP/PNL
251 x 96 x 125 x 46



HA/3W/PWP/SL
251 x 96 x 125 x 46



HA/3W/PW2
255 x 96 x 125 x 46



HA/W
16 x 15 x 17