
1. Upholstered furniture user manual

2. Non-upholstered furniture user manual

3. Overview and care:
a. fabric, leather, faux leather
b. wood, veneer
c. metal components
d. soft stuffing

1. Upholstered furniture user manual

Please take a while to read this manual. It will help you enjoy your newly purchased furniture for a long time, give you extraordinary user experience and make you certain that you've made the right choice.



When moving the furniture, only handle the structural elements at the bottom and lift it gently above the floor - do not drag it.



Do not move the furniture holding it by the upholstered elements such as cushions or armrests. When handling your furniture, secure all upholstered elements so as to prevent mechanical damage.



When unpacking a brand new item, do not use sharp tools because they may damage the surface.



Immediately after unpacking, some of the upholstered parts may seem deformed. This is caused by the tight packaging that is necessary when transporting the furniture to the client. If this happens, gently pat the deformed surface until the original shape is restored.



The furniture should be used as intended. Never stand or sit on the backrests or armrests.

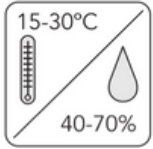


Exposing the furniture and its components to heavy loads is dangerous and may damage the soft parts and the supporting structure.

1. Upholstered furniture user manual



The furniture should be used in interiors protected from harmful weather conditions. Excessive exposure to sunlight can cause permanent changes on the surface.



Please observe the following requirements:

- temperature range: 15-30°C
 - humidity range: 40-70%
-



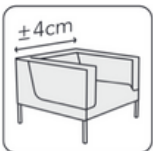
Keep a minimum distance of 1 metre between the furniture and a direct heat source.



When folding out a convertible sofa bed, stand halfway of its width.



Do not overload the frame (e.g. by sitting on it) in the headrest and footrest area, as this may permanently damage the furniture.



Differences between catalogue dimensions and actual dimensions of upholstered furniture that do not exceed 4 cm are within the allowed tolerance.

1. Upholstered furniture user manual

Folding and creasing are natural processes occurring on the surface of upholstered furniture. This applies to both leather and fabric/faux leather upholstery.

Colour change of upholstery materials may occur during use and/or due to environmental factors. This is a natural process and not a defect. Pigments may transfer from clothing to upholstered products, which can cause discolouration and colour changes.

Small balls of entangled fibres are likely to form on the surface of some fabrics (a phenomenon known as 'pilling'). Some fabrics may develop shading, which is one of their typical, technologically determined features. This is caused by the weight of the user or contact with human skin.

Leather is the oldest upholstery material. It is highly valued for its unique beauty and durability. It is easy to clean and safe for people with allergies. If properly maintained, it retains its beautiful look for years.

Its unrivalled features make it truly unique. As leather is a natural material, it will show individual differences in texture, shade, and smell. Scars, veins, wrinkles or insect bites may be visible on the surface. Over time, characteristic signs of use may show on the leather: creases, wrinkles and gloss.

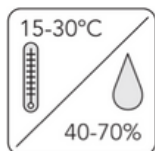
Deformations in the polyurethane foam and soft stuffing are another characteristic feature of upholstered furniture. Stuffing materials are subject to wear. Changes in firmness, displacement and compaction may occur. This is caused by the physical and chemical properties of the material.

The phenomena described above are typical of upholstery materials and thus a characteristic feature of upholstered furniture. They are not defects and are therefore excluded from warranty cover.

Furniture should be protected against damage caused by animals.

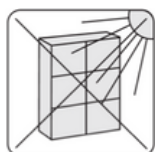
2. Non-upholstered furniture user manual

Elements made of solid wood, using natural veneer or varnished wood composites require special care and must be properly used. Follow these simple rules and tips to extend the lifetime of your furniture and enjoy its beauty for many years to come.

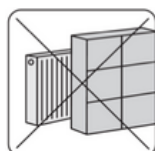


Please observe the following requirements:

- temperature range: 15-30°C
 - humidity range: 40-70%
-



Avoid using furniture in areas exposed to sunlight. This will protect it from discolouration and fading.



Keep a minimum distance of 1 metre between the furniture and a direct heat source.



Do not place hot items on the surface. Using a pad is recommended.

3. Overview and care

a. fabric, leather, faux leather

General care rules:

- Dust regularly with a dry cotton cloth or a soft furniture brush.
- Cleaning and maintenance should only be done using agents suitable for the material. Please follow the instructions of the agent's manufacturer. Before cleaning, it is advisable to first test the chosen cleaning agent on an inconspicuous area. Avoid strong rubbing. Do not use textiles with sharp, rough surfaces. Cleaning frequency depends on the user's preferences and intensity of use.
- If pilling occurs on a fabric, use a specialised brush or a fabric shaver. Take care not to damage the fabric.
- Folding or creasing in the covering material may be minimised by spreading the excess material by hand over the entire surface of the furniture.

b. wood, veneer

General care rules:

- When dusting wooden, veneered, lacquered elements, wipe them with a fine cotton cloth.
 - Use only with mild cleaning agents. Always follow their manufacturer's instructions given on the packaging. Before cleaning, it is advisable to first test the chosen cleaning agent on an inconspicuous area.
 - Dirt and stains caused by coffee, alcohol, or tea should be removed immediately.
 - Wooden elements coated with natural veneer and varnished are soft and therefore susceptible to scratching and discolouration due to UV radiation and high temperature (e.g. a hot cup placed on the surface). It is recommended to use pads to protect the surface from damage.
-

3. Overview and care

c. metal elements

General care rules:

- Avoid contact of metal parts with water, which may cause discolouration.
 - To prevent streaks, wipe the surface with soft cotton cloths.
 - If staining is persistent, use warm water to clean and then dry.
 - Discolouration or roughness may be present on certain surfaces hidden from view. They are the side effect of the technologies used during the manufacturing process.
-

d. soft stuffing

General care rules:

- Furniture whose parts contain loose stuffing requires regular treatment to restore the standard position of these layers. Plump those parts up regularly to restore the original appearance. If you fail to do so, the layers will become compacted, causing permanent deformation and loss of the original parameters of the furniture.
 - The upholstered sections should be used evenly over its entire surface. As a result, the ageing process will progress evenly all over their surfaces.
-

Failure to follow the above rules will void the warranty.