

Noti.Sosa





Sosa is a modular system of soft sofas standing out with its exquisitely refined proportions. Despite their physically tangible weight, sizeable dimensions and strongly contoured shapes, sofas from the collection come across as an incredibly light and sleek, almost levitating above the floor. The effect has been achieved by using a technologically advanced load-bearing frame structure which combines slenderness and subtle cross-sections with an incredible span and stability.

Sosa furniture is elevated high on long slender legs. Despite not being very thick, the seat and backrest elements are exceptionally soft and comfortable. The meticulously finished joint between the legs and the upholstered frame gives the sofa an upscale look. Sosa is a furniture system with many different faces. Users are free to choose their preferred style and character by selecting the type of leg finishing and fabric.

The family consists of 1-, 2-, 2.5- and 3-seater sofa modules in a variety of configurations: without armrests, asymmetrically designed with a single armrest or traditional, featuring two armrests — as well as pouffes. The multitude of elements offers virtually unlimited interior arrangement possibilities. The collection is complemented by rectangular coffee tables with a universal design, equipped with wooden tops, available in four different sizes.



Sosa

Noti.



Sosa

Technical description

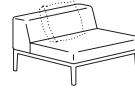
Furniture

| | |
|--------------|---|
| Base | Painted or chrome-plated steel legs; steel frame finished with oak veneer |
| Seat | Polyurethane foam; upholstery webbing tape; the seat quilt layer: the mixture of polyurethane foam, feathers and silicone fibre; backrest cushions: the mixture of feather and silicone fibre |
| Construction | The wood base board construction, metal elements |
| Finish | Fabric, leather |
| Tables | |
| Construction | Powder-coated metal legs or chrome-plated metal legs; solid oakwood |
| Table tops | MDF board finished with lacquered oak veneer |

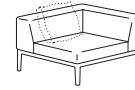
Noti.




Width × Depth × Height × Seat Height (cm)



SA/1/0
103 x 103 x 66 x 47



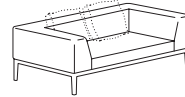
SA/1
103 x 103 x 66 x 47
L/P



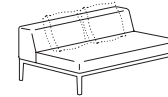
SA/2/0
140 x 103 x 66 x 47



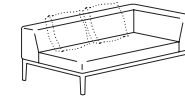
SA/2
169 x 103 x 66 x 47
L/P



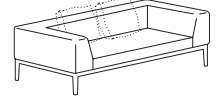
SA/2/2
198 x 103 x 66 x 47



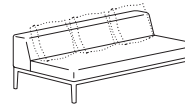
SA/2,5/0
169 x 103 x 66 x 47



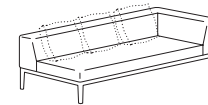
SA/2,5
198 x 103 x 66 x 47
L/P



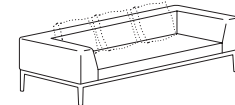
SA/2,5/2
227 x 103 x 66 x 47



SA/3/0
210 x 103 x 66 x 47



SA/3
239 x 103 x 66 x 47
L/P



SA/3/2
268 x 103 x 66 x 47



SA/PM
103 x 65 x 47



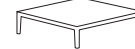
SA/PD
103 x 103 x 47



AP/3
50 x 50



SA/SPM
103 x 45 x 28



SA/SKD
103 x 103 x 28



SA/WKM
85 x 85 x 40



SA/WPD
145 x 65 x 45

Noti.